



PEDC Online Class Policy and Class Access Procedure

For the 2020-2021 dance season PEDC is offering students the choice of attending classes in person or online via zoom. If you are planning on attending classes via zoom, below you will find the policies associated with online classes.

ONLINE ZOOM POLICY

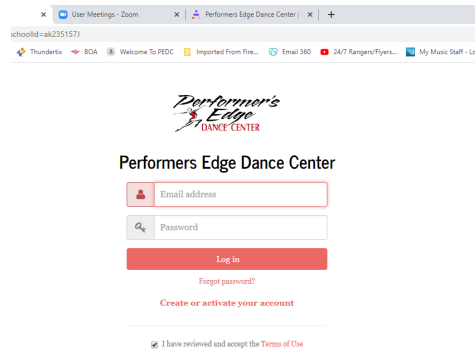
- Students will be able to access online classes via ZOOM.
- Students must provide their own electronic device such as a computer to access the ZOOM online classes.
- Online classes will follow the same day/time as the in person class schedule. Students will follow along with the class in real time.
- **Students will NOT be able to switch back and forth between ZOOM and in person classes. Once registered for online classes, students must remain in online classes until January 1st.**
- If the student chooses to join in person classes after January 1st, placement is dependent upon an available spot in the class. PEDC is starting the season with a reduced class size. Depending on the progress made with Covid-19, more spots may be able to open but are not guaranteed.
- The goal for both online and in person students is to perform in the end of year recital in June 2021. This again is largely dependent on the progress made with Covid-19 and the ability to host large crowds in a space such as the one used for the recital. If class sizes are allowed to expand prior to the recital, PEDC will combine the online students with the in person students. If online students choose to not perform in the end of year recital, please contact the front desk.
- With the goal of the recital in mind, costume will be purchased in December 2020. PEDC is planning to host the recital at the RP Funding Center as in past years. If we are unable to do so, PEDC will host a showcase at the studio as we did this past June. PEDC should be notified if the student is not planning on participating in the recital prior to the costumes being order in December 2020.
- Make sure your dance area at home is free and clear of any objects. No eating during class and students should have water near by.



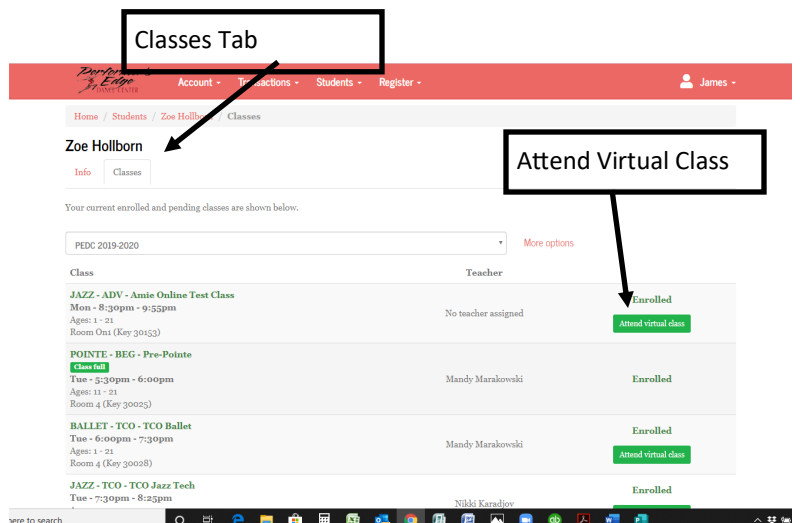
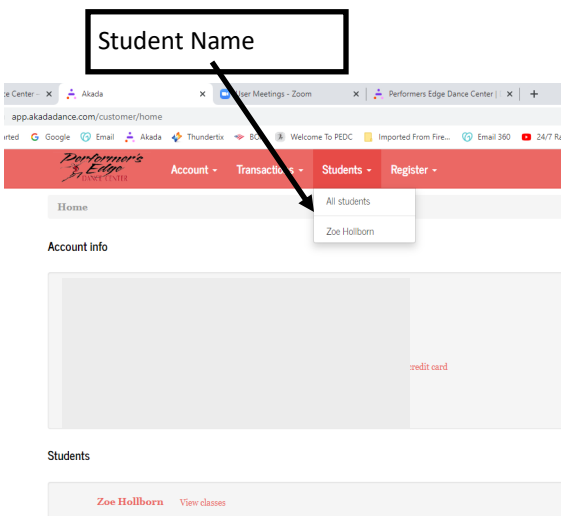
Accessing Zoom Classes With Password

PEDC has added an extra layer of security for accessing the online ZOOM classes and you will now need a **ZOOM CLASS PASSWORD**. Below describes how to view the password and access the online class.

1– As before, log into your dance account. This is the account that was used to register your child. You can access the log in page via the PEDC website– www.performersedge.com– Or <https://app.akadadance.com/customer/login?schoolId=ak235157J>



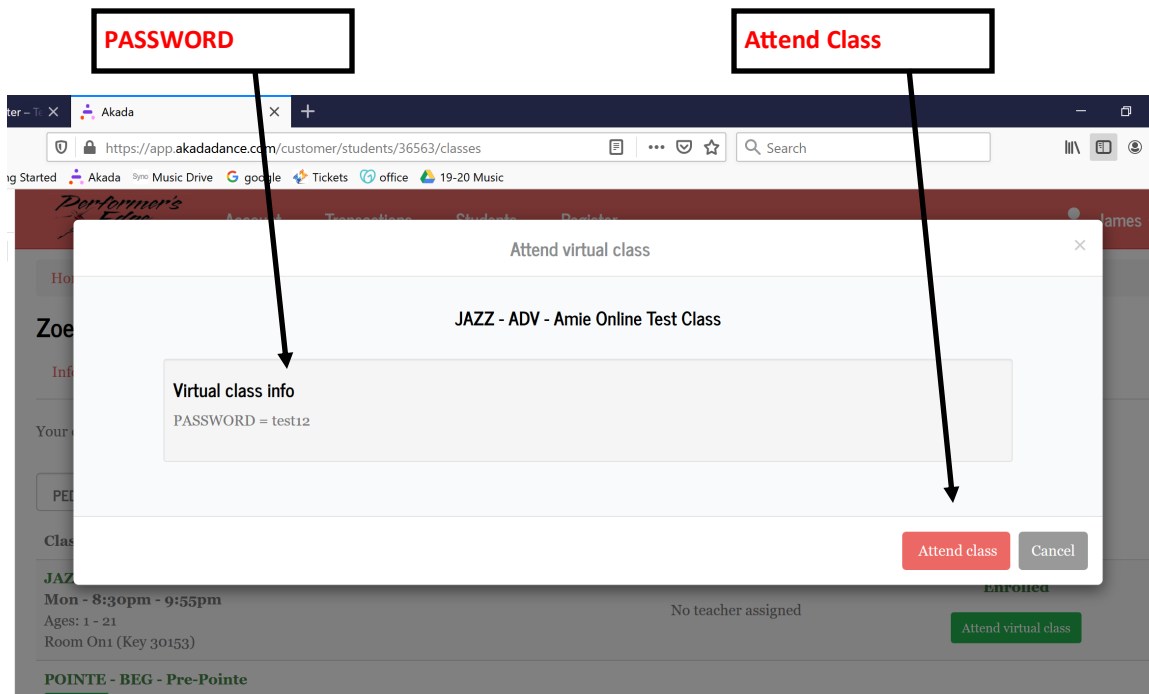
2– Once logged in select the students name from the students menu at the top. Then click on the classes tap to view the class. Next click the **GREEN Attend Virtual Class** button.





Accessing Zoom Classes With Password

3– Next a pop up box will appear. The **PASSWORD** will be shown under **VIRTUAL CLASS INFO**. Remember the password and click the **RED ATTEND CLASS** button.



3– Next enter the password when the ZOOM enter password box is shown and click join meeting. (You should already have downloaded and installed the ZOOM Client app from ZOOM.com)

